

V1.0)





1.	.....	1
1.1		
1.2		
3.	.....	2
3.1		
3.1.1		
3.1.2		
3.2		
3.3		
4.	.....	7
4.1		
4.2		
5.	.....	9
5.1		
5.2		
5.3		
5.4		
5.5		
5.6		
5.7		

---

---

# 1.

## 1.1

CTU

## 1.2

1.

2.

HPLC

HPLC+HRF

RS-485+CAN

3.

4.

5.

6.

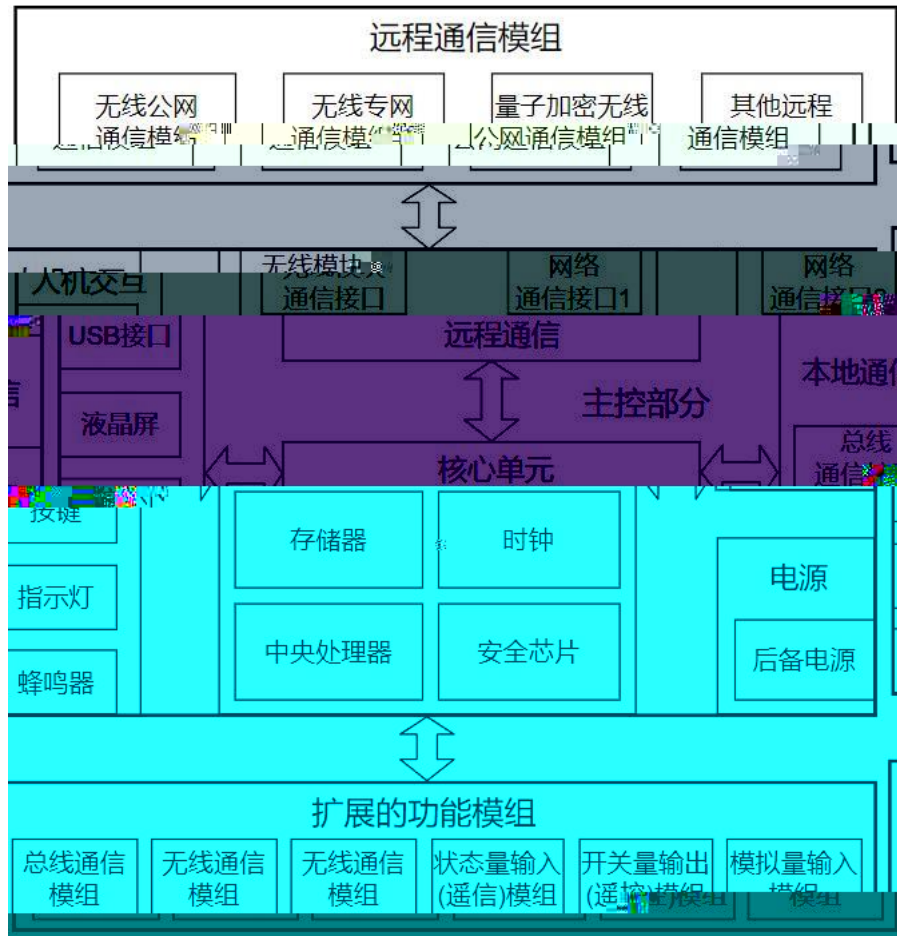
7.

### 3.

#### 3.1

RS485

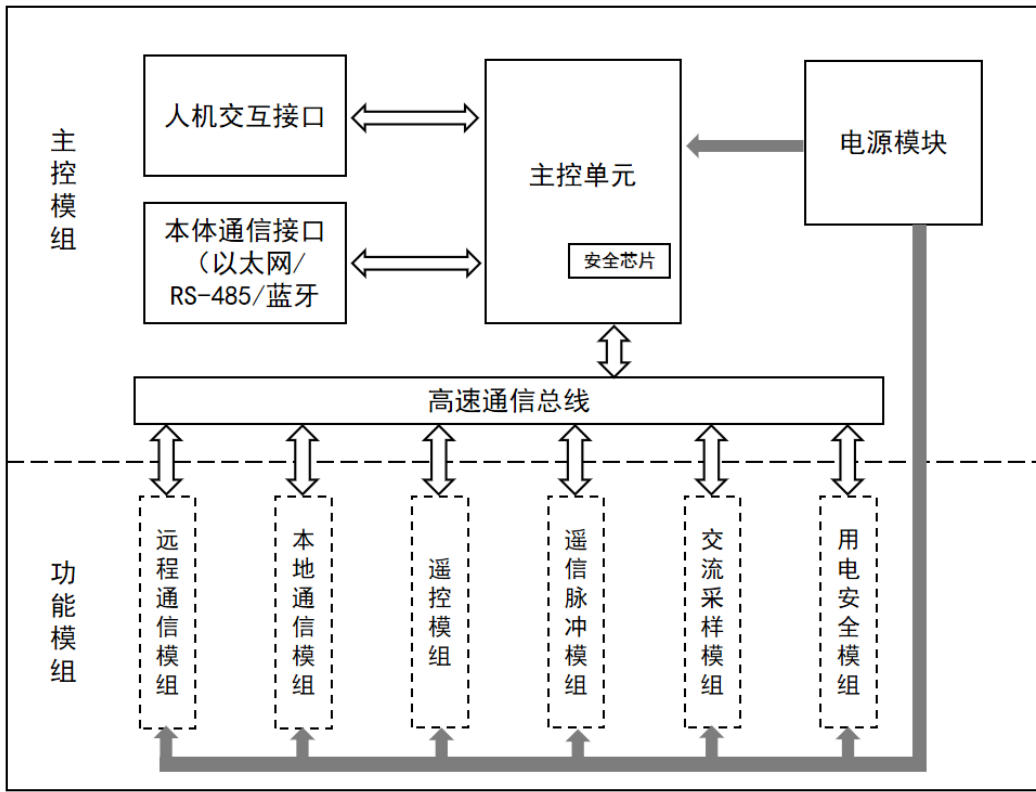
HPLC+HRF



1

#### 3.1.1

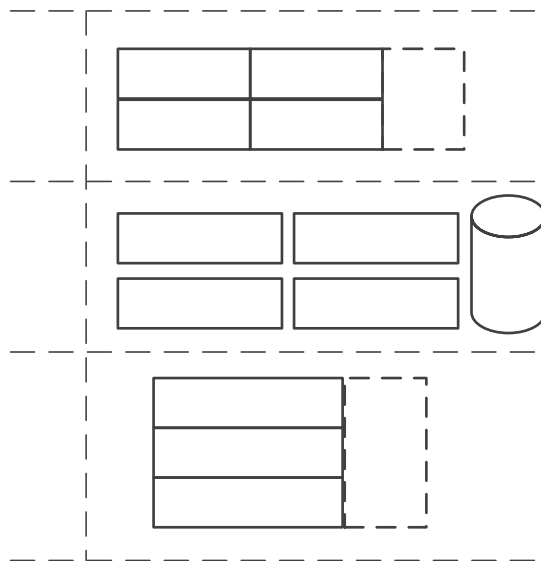
2



2

3.1.2

3



3

---

---

3.2

1						
2						
3				/		
4						
5						
6						
7						
8						
9						
10						

---

---

3.3

--	--	--	--

1

/

1		/	
2		/	<div style="display: flex; justify-content: space-between;"> <span>30V/2A</span> <span>250V/5A</span> <span>110V/0.4A</span> </div> <div style="display: flex; justify-content: space-between;"> <span>30V/5A</span> <span>250V/10A</span> <span>110V/0.5A</span> </div>
3		/	<div style="display: flex; justify-content: space-between;"> <span>10<sup>3</sup></span> <span>10<sup>5</sup></span> </div>
4		/	<div style="display: flex; justify-content: space-between;"> <span>1</span> </div>
5			300ms±100ms

			6A
3		/	
4		/	

1			2 RS-485 300bps 115200bps 2 CAN ISO 11898 CAN2.0B 10kbps 25kbps 50kbps 125kbps 250kbps 500kbps 1Mbps
2		/	

HPLC  
Q/GDW 12087.43

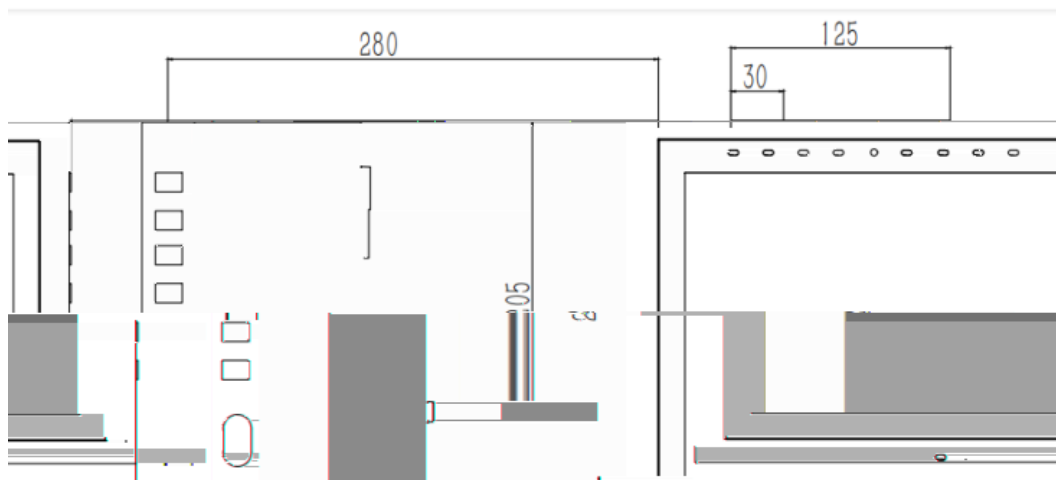
Q/GDW11612.2

HPLC+HRF

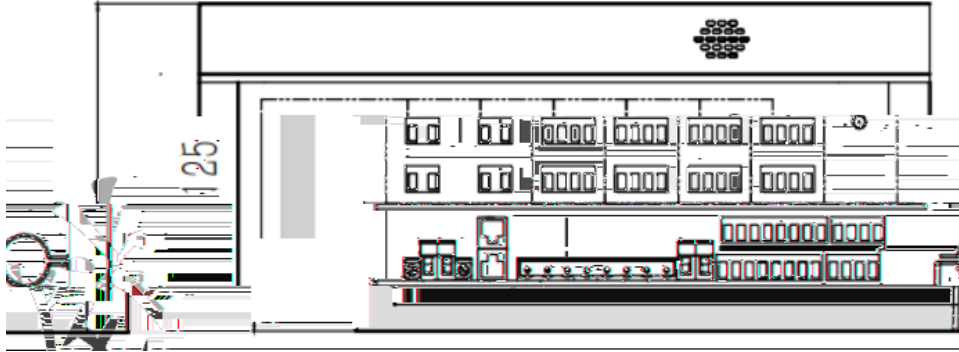
4.

4.1

280mm\*205mm\*125mm



4.2



7.

1	L		-
2	N		
3	1		4
4	1		
5	2		
6	2		
7	3		
8	3		
9	4		
10	4		1
11	1		
12	2		8
13	1+		
14	1-		
15	2+		
16	2-		
17	3+		
18	3-		
19	4+		
20	4-		
21	5+		
22	5-		
23	6+		
24	6-		
25	7+		

26	7-		
27	8+		
28	8-		
29	RS-485 I -A	/	2 485
30	RS-485 I -B	/	
31	RS-485 II -A	/	
32	RS-485 II -B	/	
33	12V+		1 12V
34	12V-		
	+		
	-		

## 5.

### 5.1

- 
- 
- 
- 
- 
- 

### 5.2

3

### 5.3



- 

- ▪

5.6

5.7

20 C ~50 C

-